

Scaled data based on original data using
LM-79-08 Approved Method: Electrical and Photometric Measurements of Solid-
State Lighting Products

Test Report Prepared for
Cooper Lighting Solutions
(formerly Eaton)

Brand: STREETWORKS

Report Number: P532492

Luminaire Tested: **GLAN-SA7D-760-U-AFL-GRSWH**

Issue Date: 5/27/2021

Test Information

Test Method: LM-79-08
Report Number: P532492
TEST IS SCALED FROM IESNA LM-79-08 TEST DATA (G3-2011-057-28)
Test Lab: INNOVATION CENTER
Issue Date: 5/27/2021
Manufacturer: COOPER LIGHTING SOLUTIONS (FORMERLY EATON)
Product Line: STREETWORKS
Catalog Number: GLAN-SA7D-760-U-AFL-GRSWH
Description: GALLEON AREA AND ROADWAY LUMINAIRE
(7) 70 CRI, 5700K, 1200mA LIGHTSQUARES WITH 16 LEDS EACH AND AUTOMOTIVE
FRONTLINE OPTICS WITH WHITE GLARE REDUCTION SHIELD
Light Source: -
Ballast/Driver: ELECTRONIC DRIVER

Summary

Lumens per Lamp: N/A
Luminaire Lumens: 48621 lumens
Efficiency: N/A
Efficacy: 112.3 lumens/watt
Luminous Opening: Rectangular (W 1.5' x L: 1.5' x H: 0')
IES Classification: Type II - Short
BUG Rating: B4 - U0 - G3

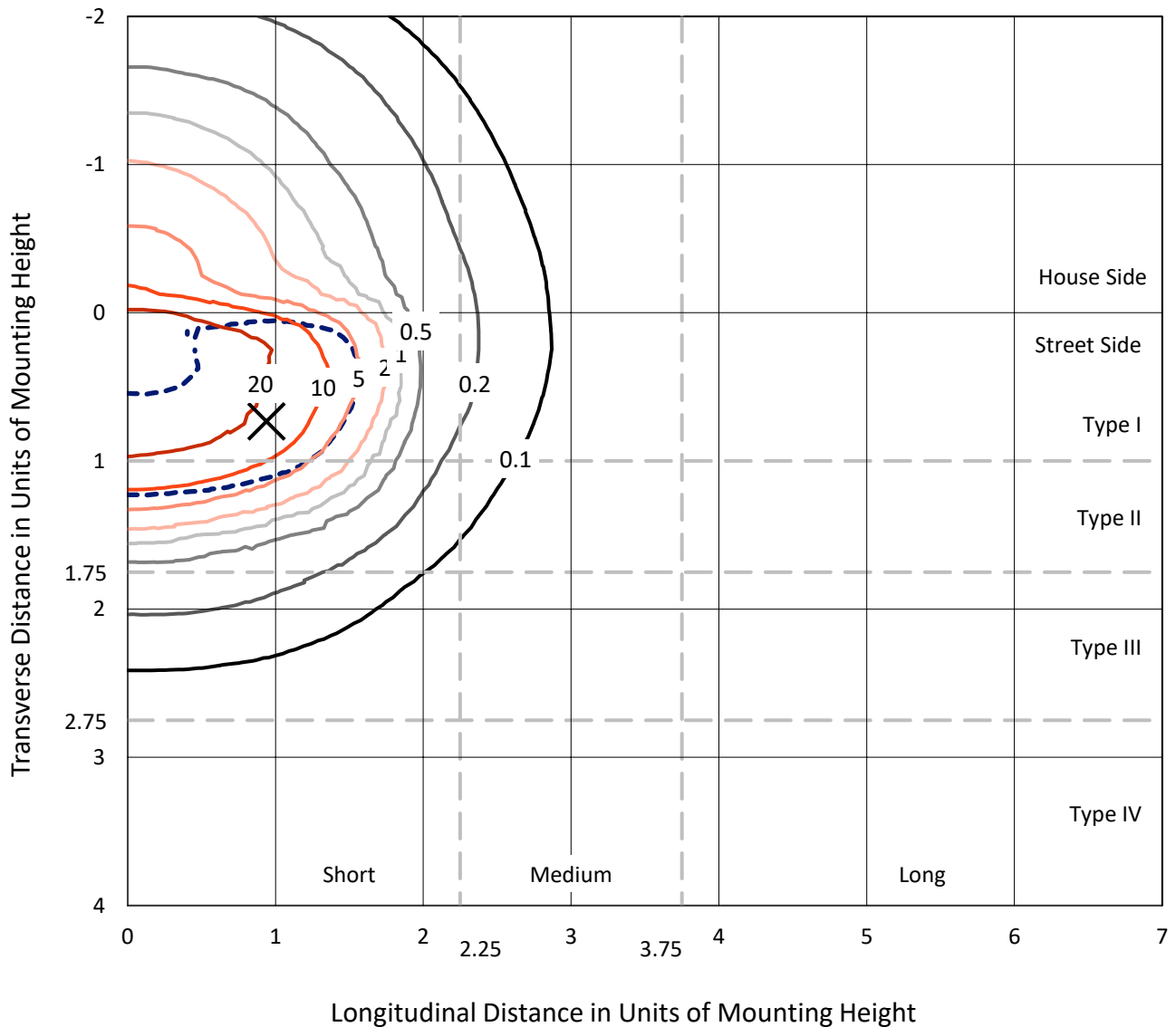
Input Watts (W): 433
Input Voltage (V): NR
Input Current (Ain): NR
Voltage Rise (V): NR
Power Factor: NR
Total Harmonic Distortion (THDi): NR
Frequency (hertz): 60
Stabilization Time: NR
Operation Time: NR
Ambient Temperature (°C): NR
Test Distance: 24 FT



REPORT NUMBER: P532492
 CATALOG NUMBER: GLAN-SA7D-760-U-AFL-GRSWH

Iso-Footcandle Lines of Horizontal Illumination

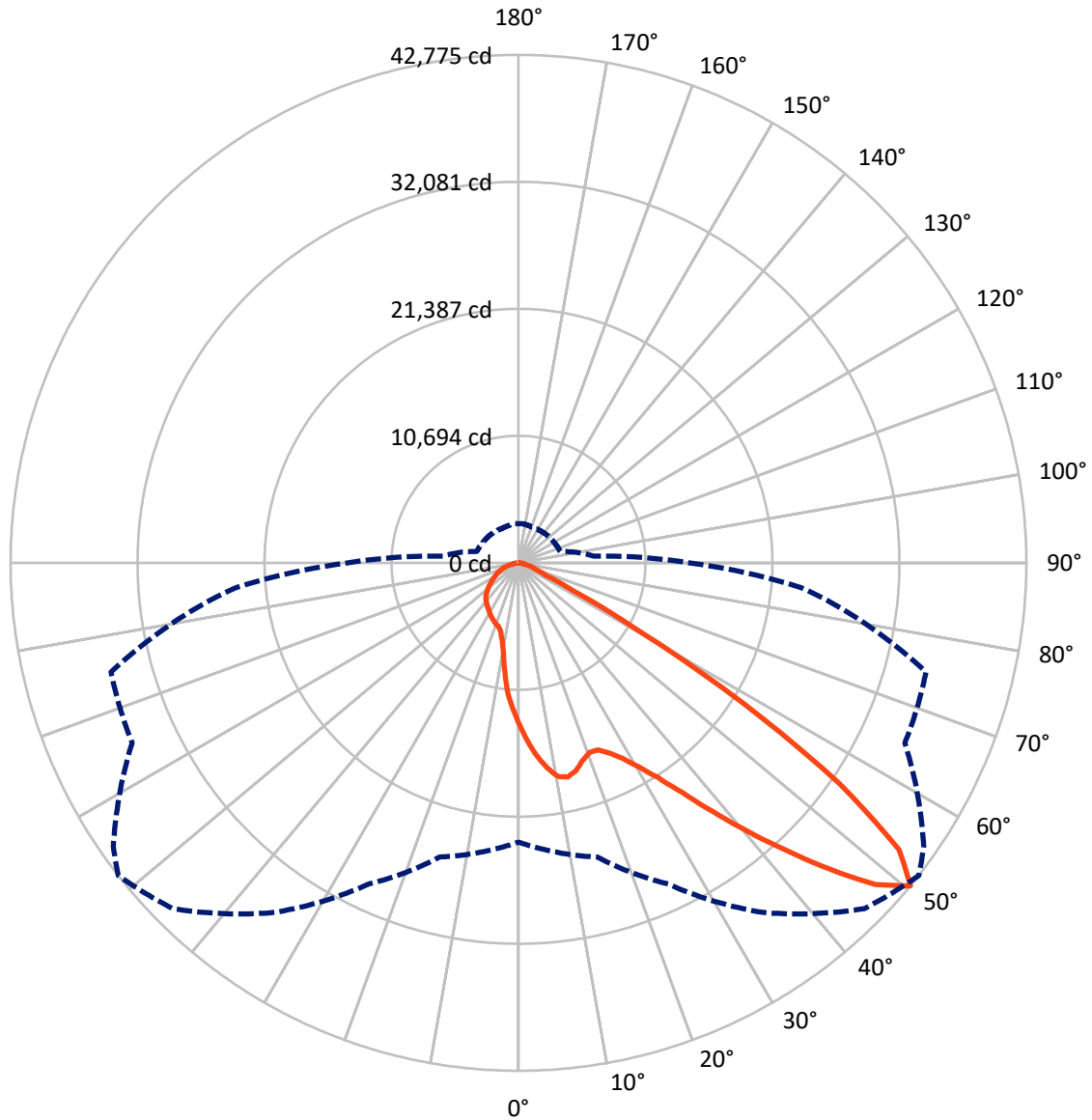
✕ Max cd
 - - - 1/2 Max cd



Based on 25 foot mounting height. Maximum calculated value = 28 fc
 Type II - Short - N/A

REPORT NUMBER: P532492
CATALOG NUMBER: GLAN-SA7D-760-U-AFL-GRSWH

Luminous Intensity Polar Plot



— Vertical Plane Through 52-Deg Lateral - - - Horizontal Cone Through 50-Deg Vertical

REPORT NUMBER: P532492
 CATALOG NUMBER: GLAN-SA7D-760-U-AFL-GRSWH

FLUX DISTRIBUTION:

		Downward	Upward	Total
House Side	Lumens	9139.6	0.0	9139.6
	% Fixture	18.8	0.0	18.8
Street Side	Lumens	39481.4	0.0	39481.4
	% Fixture	81.2	0.0	81.2
Total	Lumens	48621.0	0.0	48621.0
	% Fixture	100.0	0.0	100.0

ZONAL LUMENS:

Zone	Lumens	% Fixture
0°-10°	1263.2	2.6
10°-20°	3385.8	7.0
20°-30°	5703.2	11.7
30°-40°	9570.4	19.7
40°-50°	14640.4	30.1
50°-60°	10674.0	22.0
60°-70°	2375.5	4.9
70°-80°	856.8	1.8
80°-90°	151.7	0.3
90°-100°	0.0	0.0
100°-110°	0.0	0.0
110°-120°	0.0	0.0
120°-130°	0.0	0.0
130°-140°	0.0	0.0
140°-150°	0.0	0.0
150°-160°	0.0	0.0
160°-170°	0.0	0.0
170°-180°	0.0	0.0
0°-90°	48621.0	100.0
0°-180°	48621.0	100.0

Coefficient of Utilization

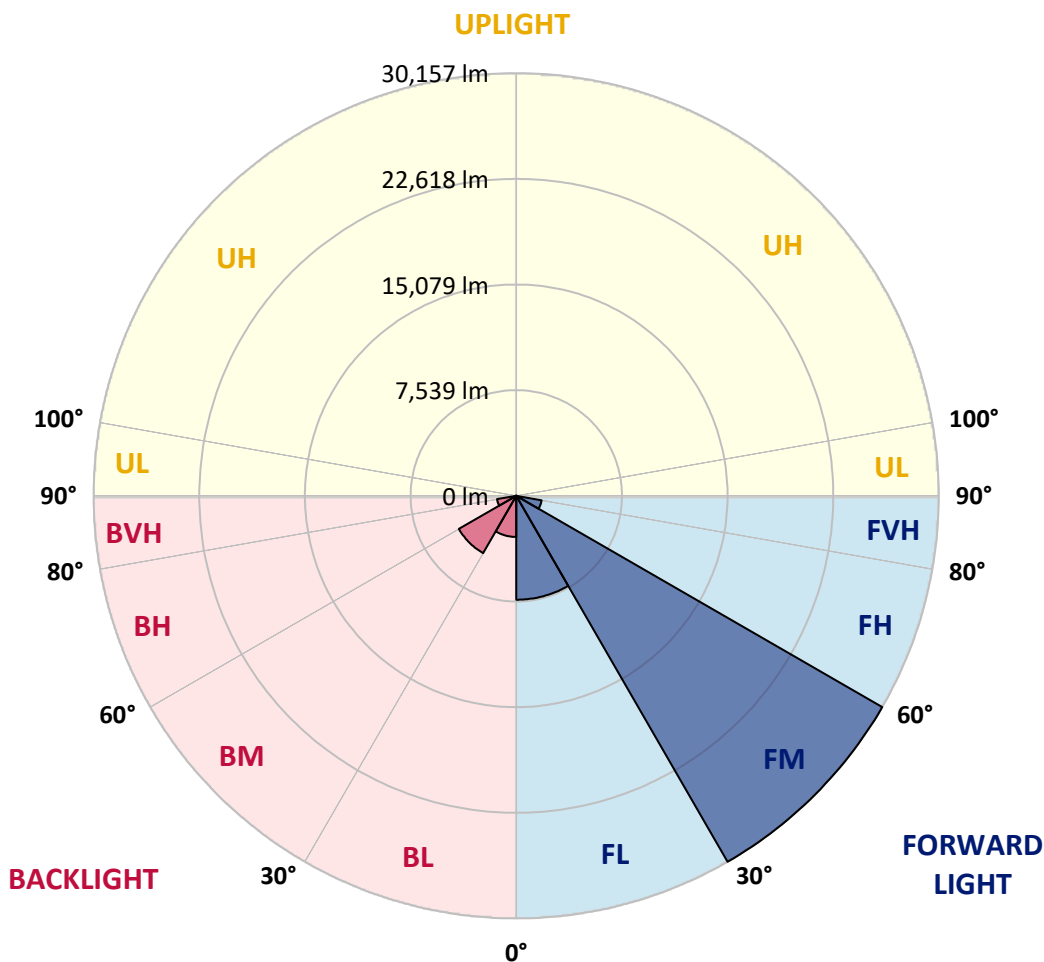


REPORT NUMBER: P532492
 CATALOG NUMBER: GLAN-SA7D-760-U-AFL-GRSWH

LUMINAIRE CLASSIFICATION SYSTEM LUMEN TABLE AND BUG RATING:

Zone	Lumens	% Fixture	Zone Rating/Lumen Limit		
			B	U	G
FL (0°-30°)	7416.4	15.3			
FM (30°-60°)	30157.2	62.0			
FH (60°-80°)	1839.9	3.8			G2/5000
FVH (80°-90°)	68.0	0.1			G1/100
BL (0°-30°)	2935.8	6.0	B4/5000		
BM (30°-60°)	4727.6	9.7	B3/5000		
BH (60°-80°)	1392.5	2.9	B3/2500		G3/2500
BVH (80°-90°)	83.7	0.2			G1/100
UL (90°-100°)	0.0	0.0		U0/0	
UH (100°-180°)	0.0	0.0		U0/0	

BUG Rating: B4-U0-G3
 Type II Short





REPORT NUMBER: P532492

CATALOG NUMBER: GLAN-SA7D-760-U-AFL-GRSWH

CANDELA DISTRIBUTION (FULL):

	0°	5°	15°	25°	35°	45°	52°	55°	65°	75°	85°
0°	13705.5	13705.5	13705.5	13705.5	13705.5	13705.5	13705.5	13705.5	13705.5	13705.5	13705.5
2.5°	16137.2	15826.6	15861.8	15639.1	15398.9	15328.5	15082.4	14848.1	14672.3	14297.3	13951.6
5°	17637.2	17543.4	17402.8	17227.0	17045.4	16600.1	16348.1	16055.1	15410.6	14830.5	14256.3
7.5°	17854.0	17836.4	17912.6	17912.6	17977.1	17807.1	17449.7	17244.6	16559.0	15615.7	14549.2
10°	16330.5	16383.3	16752.4	17232.9	17900.9	18363.8	18305.2	18252.5	17502.4	16213.3	14894.9
12.5°	15117.6	15000.4	15217.2	15627.4	16629.4	17748.5	18504.4	18510.3	18316.9	17168.4	15146.9
15°	14432.0	14514.1	14572.7	14766.0	15521.9	16816.9	18147.0	18539.6	19389.2	17842.3	15545.3
17.5°	14871.5	14596.1	14584.4	14631.3	15018.0	15990.7	17484.9	18158.7	19975.2	18709.5	16037.5
20°	15445.7	15439.9	15275.8	15217.2	15211.4	16078.6	17051.2	17965.3	20285.7	19834.5	16535.6
22.5°	16453.6	16453.6	16184.0	16055.1	15779.7	16488.7	17109.8	17731.0	20801.4	20608.0	16775.9
25°	18141.1	17865.7	17402.8	17086.4	16928.2	17180.2	17731.0	18287.6	21252.5	21428.3	17273.9
27.5°	19699.8	19266.2	19037.6	18492.7	18281.8	18135.3	18639.2	19201.7	21779.9	22705.7	17543.4
30°	21469.3	21393.2	20983.0	20279.9	19758.4	19488.8	19951.7	20508.4	22746.7	24012.4	18164.6
32.5°	24633.5	23942.1	23385.4	22524.1	21674.4	21100.2	21557.2	21926.4	24352.2	25377.6	18844.3
35°	28049.6	27826.9	26866.0	25313.2	24012.4	23496.7	23766.3	24041.7	26221.4	27463.6	19986.9
37.5°	31407.1	31102.4	30311.4	29004.7	27422.6	26373.8	26567.1	26889.4	28319.1	30276.2	21381.4
40°	33821.2	33446.2	33047.8	32854.4	31284.1	29848.5	29737.1	29819.2	31155.2	32913.0	22928.4
42.5°	33997.0	34459.9	34583.0	35362.3	34993.1	33815.4	33129.8	33147.4	33862.3	35520.5	24492.9
45°	33627.9	33200.1	34108.4	36235.4	37454.2	38004.9	36850.6	36704.1	35538.1	37032.3	25272.2
47.5°	29754.7	29871.9	31407.1	34770.5	38292.1	40753.1	40483.5	39997.2	36434.6	36979.5	25149.1
50°	23520.2	24229.2	25653.0	29842.6	35948.3	41186.7	42774.6	41649.6	35901.4	35526.4	23895.2
52.5°	15662.5	15955.5	16893.0	22301.4	28905.1	36815.5	40137.8	40395.6	35409.2	33622.0	22307.3
55°	6972.8	6949.4	8267.8	11648.8	18135.3	28014.4	32795.8	34366.2	33516.5	31682.5	20760.3
57.5°	2953.2	3052.8	3591.9	5033.3	8918.2	16904.8	22219.4	23596.4	25776.1	26016.3	15926.2
60°	1998.1	2009.8	2156.3	2519.6	3732.5	7939.7	11654.6	13307.0	14865.6	14760.2	8449.5
62.5°	1570.4	1611.4	1722.7	1869.2	2214.9	3603.6	5215.0	6134.9	6234.5	5244.3	3205.2
65°	1341.8	1347.7	1459.0	1582.1	1734.4	2097.7	2513.7	2560.6	2589.9	2496.2	2355.5
67.5°	1107.5	1119.2	1207.1	1347.7	1488.3	1605.5	1722.7	1781.3	1916.1	2179.7	2144.6
70°	878.9	896.5	972.7	1089.9	1218.8	1289.1	1435.6	1488.3	1611.4	1816.5	1898.5
72.5°	668.0	673.8	738.3	820.3	937.5	1007.8	1130.9	1189.5	1271.5	1447.3	1523.5
75°	480.5	498.1	544.9	586.0	603.5	650.4	767.6	832.1	949.2	1025.4	1031.3
77.5°	252.0	263.7	275.4	275.4	334.0	421.9	498.1	533.2	615.3	673.8	644.5
80°	99.6	105.5	134.8	181.6	234.4	304.7	357.4	375.0	445.3	480.5	498.1
82.5°	58.6	64.5	87.9	128.9	169.9	216.8	257.8	275.4	322.3	363.3	375.0
85°	29.3	35.2	52.7	82.0	111.3	134.8	128.9	123.1	123.1	117.2	123.1
87.5°	11.7	11.7	17.6	17.6	17.6	23.4	29.3	29.3	29.3	35.2	35.2
90°	0.0	0.0	0.0	0.0	0.0	0.0	0.0	0.0	0.0	0.0	0.0



REPORT NUMBER: P532492

CATALOG NUMBER: GLAN-SA7D-760-U-AFL-GRSWH

CANDELA DISTRIBUTION (continued):

	90°	95°	105°	115°	125°	135°	145°	155°	165°	175°	180°
0°	13705.5	13705.5	13705.5	13705.5	13705.5	13705.5	13705.5	13705.5	13705.5	13705.5	13705.5
2.5°	13723.0	13488.7	13271.8	12873.4	12439.8	12316.7	11812.8	11631.2	11502.3	11349.9	11303.0
5°	13793.3	13482.8	12785.5	11982.8	11344.1	10523.7	9984.6	9404.6	8982.7	8877.2	8847.9
7.5°	13939.8	13406.6	12205.4	10992.5	9685.8	8572.5	7722.9	7265.8	6861.5	6838.1	6797.1
10°	14103.9	13178.1	11572.6	9668.2	7998.3	6967.0	6457.2	6258.0	6158.4	6134.9	6123.2
12.5°	14238.7	13131.2	10863.6	8379.1	6802.9	6181.8	6029.5	6011.9	6052.9	6064.6	6088.1
15°	14297.3	12943.7	10008.1	7224.8	6058.8	5830.2	5894.7	5965.0	5994.3	6070.5	6011.9
17.5°	14408.6	12703.5	8953.4	6310.7	5642.7	5683.7	5795.1	5877.1	5924.0	5976.7	5900.6
20°	14467.2	12486.7	7963.1	5765.8	5496.2	5572.4	5724.8	5789.2	5847.8	5871.3	5783.4
22.5°	14414.5	12041.3	7090.0	5326.3	5355.6	5455.2	5590.0	5660.3	5625.2	5531.4	5478.7
25°	14273.8	11414.4	6181.8	5045.1	5156.4	5332.2	5437.6	5384.9	5320.5	5267.7	5250.1
27.5°	14268.0	10646.8	5525.5	4787.2	4986.5	5226.7	5191.5	5144.7	5174.0	5133.0	5086.1
30°	14297.3	9902.6	4986.5	4640.8	4863.4	4980.6	5021.6	4974.7	5009.9	4933.7	4957.2
32.5°	14144.9	9176.0	4634.9	4470.8	4716.9	4711.1	4845.8	4881.0	4799.0	4640.8	4664.2
35°	14209.4	8590.1	4336.1	4394.7	4552.9	4552.9	4658.3	4617.3	4400.5	4306.8	4330.2
37.5°	14654.7	8015.8	4189.6	4289.2	4394.7	4441.5	4406.4	4230.6	4177.8	4177.8	4189.6
40°	15076.6	7523.6	4101.7	4265.7	4248.2	4277.5	4019.6	4037.2	4037.2	4043.1	4013.8
42.5°	15451.6	7189.7	4031.4	4125.1	4154.4	4002.1	3843.9	3826.3	3867.3	3861.4	3838.0
45°	15586.4	6914.3	3931.7	3966.9	3990.3	3738.4	3662.2	3627.1	3673.9	3691.5	3714.9
47.5°	15070.7	6685.7	3820.4	3750.1	3703.2	3539.2	3439.5	3375.1	3433.7	3533.3	3556.7
50°	14408.6	6386.9	3644.6	3509.9	3410.2	3339.9	3269.6	3205.2	3246.2	3316.5	3298.9
52.5°	13430.1	5918.1	3422.0	3281.3	3111.4	3129.0	3064.5	3029.4	3052.8	3052.8	3035.2
55°	12035.5	4863.4	3047.0	2947.3	2806.7	2853.6	2865.3	2818.4	2771.6	2812.6	2777.4
57.5°	8215.1	3433.7	2718.8	2718.8	2578.2	2642.7	2636.8	2525.5	2414.1	2425.8	2402.4
60°	4752.1	2736.4	2507.9	2484.4	2338.0	2390.7	2402.4	2326.2	2156.3	2168.0	2144.6
62.5°	2701.2	2338.0	2191.5	2156.3	2127.0	2173.9	2173.9	2074.3	1927.8	1939.5	1916.1
65°	2296.9	2168.0	1957.1	1951.2	1939.5	1951.2	1904.3	1798.9	1670.0	1617.2	1623.1
67.5°	2086.0	2004.0	1798.9	1746.1	1711.0	1705.1	1617.2	1517.6	1459.0	1412.1	1406.3
70°	1828.2	1763.7	1611.4	1541.1	1505.9	1423.9	1336.0	1271.5	1189.5	1166.0	1189.5
72.5°	1447.3	1441.4	1382.9	1306.7	1230.5	1166.0	1089.9	1002.0	925.8	908.2	867.2
75°	1002.0	1013.7	1025.4	1013.7	949.2	867.2	779.3	709.0	615.3	562.5	550.8
77.5°	656.3	673.8	691.4	668.0	627.0	550.8	492.2	404.3	334.0	293.0	287.1
80°	480.5	503.9	515.6	498.1	451.2	392.6	328.1	257.8	205.1	169.9	169.9
82.5°	369.2	392.6	404.3	375.0	328.1	281.3	234.4	181.6	140.6	111.3	105.5
85°	128.9	123.1	146.5	152.3	181.6	169.9	140.6	105.5	82.0	58.6	52.7
87.5°	35.2	35.2	41.0	41.0	35.2	29.3	29.3	29.3	23.4	17.6	17.6
90°	0.0	0.0	0.0	0.0	0.0	0.0	0.0	0.0	0.0	0.0	0.0

(END OF REPORT)